


Fairfax County Office of Emergency Management



Sulayman Brown



Sulayman Brown

Assistant Coordinator

Fairfax County Office of Emergency Management

Topics

- ◆ What is Emergency Management?
- ◆ Fairfax County role
- ◆ Fairfax County weather Hazards
- ◆ Weather-Related Action Plans
 - ◆ During, Before, and After Hazard Occurs
- ◆ General Preparedness
 - ◆ Communication; Insurance; Evacuation/Sheltering; Post-Storm Needs
 - ◆ Practice Plan
- ◆ Emergency Preparedness
- ◆ Questions

Let's DIVE IN!



What is Emergency Management?



MITIGATION

- Assume and accept risk
- Control of risk
- Identify risk
- Prepare for the hazard

PREPAREDNESS

- Emergency Planning
- Exercises/Training/Outreach
- Inventory of Supplies
- EOC Maintenance
- Building Relationships

RESPONSE

- Manage Effective Response
- Manage Resource Usage
- EOC Activation/Coordination
- Warning System and Public Information
- Documentation

RECOVERY

- Damage Assessment
- Debris Management/Clean Up
- Long Term Care
- Rebuilding of critical infrastructure
- Managing recovery process

Emergency Operations Center (EOC)

- ❑ Coordination and support with local first responders
- ❑ Coordination for State and Federal agencies
- ❑ Activated at various levels of staffing that is dependent on incident requirements
 - ❖ Monitoring
 - ❖ Partial Activation
 - ❖ Full Activation



County Role During Disaster

**EMERGENCY
EVACUATION
ROUTE**



Safety of Residents

- Information on Actions to Take
- Provision of Resources
- Closure of areas

Care of City Employees/Assets

- City Employee Safety/Pay
- City Property and Buildings
- City Owned Infrastructure

Continuity of Services

- Rebuild City
- Provide Same Services
- Ensure Government Structure


Fairfax County Weather Hazards

- ◊ Flooding – Flash, River, Coastal
- ◊ Tropical (Flooding/Winds)
- ◊ Severe Thunderstorms (Damaging Winds/Hail)
 - ◊ Derechos
- ◊ Tornadoes
- ◊ Heatwaves
- ◊ Winter Storms



They Really Happen...

DERECHO: 2012



FLOODING: 2019



Flooding/Flash Flooding

◇ During – TAKE ACTION:

- ◇ Get to Higher Ground
- ◇ Heed evacuation orders
- ◇ Practice electrical safety
- ◇ Avoid Flood Waters – TADD

◇ Before - PREPARE:

- ◇ #Have3Ways to get warning
- ◇ Know flood risk
- ◇ **Plan home location/Evac Location**
 - ◇ Know what roads flood!
- ◇ Prepare home: Drains, gutters, sandbags
- ◇ FLOOD INSURANCE
- ◇ **Paperwork – Supplies ready (Waterproof)**

◇ After - RECOVER:

- ◇ Avoid floodwaters
- ◇ Wait to re-enter flood area
- ◇ NEVER drive around barricade
- ◇ **Let family know you're safe**
- ◇ Start recovery process
 - ◇ We cannot muck your home
 - ◇ Claims – Homeowners won't cover



Severe Thunderstorms/Derechos

◇ **During – TAKE ACTION:**

- ◇ Inside – no windows – lowest/interior
 - ◇ STURDY – No sheds
- ◇ Bring pets inside too
- ◇ Building > Car > Outside

◇ **Before - PREPARE:**

- ◇ #Have3Ways to receive warning
- ◇ **Choose shelter location/Practice**
- ◇ Trim trees/branches; Bring objects inside
- ◇ **Help neighbor**

◇ **After – RECOVER:**

- ◇ **Inform loved ones that you are safe**
- ◇ **Assess damages – report them**
 - ◇ **Start insurance claims**
 - ◇ **Avoid down wires/Dangerous debris**
- ◇ **Help Neighbor**
- ◇ Follow official information for recovery resources and directions
 - ◇ **Family Assistance Centers**
 - ◇ **Shelters (Temp)**
 - ◇ **Debris pick-up instructions**

Tornadoes

◇ During – TAKE ACTION:

◇ TAKE SHELTER IMMEDIATELY

- ◇ No windows/lowest level/interior

- ◇ LEAVE MOBILE HOMES

- ◇ Building > Car > outside

- ◇ If time, put shoes on

◇ Before – PREPARE:

- ◇ #Have3Ways to receive warning

- ◇ Have shelter location/Practice

- ◇ My Plan: 2 Plans

- ◇ Consider safe rooms

- ◇ Help Neighbor

- ◇ Have supplies ready to go

◇ After – RECOVER:

- ◇ Check self – seek medical attention

- ◇ Be careful in debris

- ◇ No candles

- ◇ Assess damage and report

- ◇ Local gov – insurance

- ◇ Help neighbor

- ◇ Stay tuned to info on recovery

- ◇ Shelters

- ◇ Individual Assistance

- ◇ Debris Pick-Up

- ◇ Community Resources

General Preparedness



Communications

- ◇ Different “rings” of communication:

- ◇ Family
- ◇ Work
- ◇ School
- ◇ Family Needs
- ◇ Emergency



- ◇ Consider:

- ◇ Digital AND paper
- ◇ Text over call
- ◇ Out of state contacts
- ◇ Insurance contacts
- ◇ Non-emergency lines

Evacuation/Sheltering

◆ Do own personal risk assessment


- ◆ What hazard is more dangerous to you?
 - ◆ COVID-19 VERSES: Flood; Tornado; Fire; etc.
 - ◆ Use this assessment to create two sheltering options
 - ◆ Hotel; Family; Friends; etc.

◆ Take supplies:

- ◆ Mask; Hand Sanitizer; Wipes; Thermometer
- ◆ Other Disaster Go-Bag items



PRACTICE YOUR PLAN!



People learn in many ways, but experience, is the best teacher.

FOLLOW READY FAIRFAX!

◆ Share our weather information and safety content!



Emergency Preparedness - it is a Journey



Emergency Preparedness: 4 easy steps

Have a Plan



Make a Kit



Stay Informed



Get Involved



Stay Informed: Fairfax Alerts



- ◆ Fairfax county's FREE emergency notification system.
- ◆ Choose up to 10 delivery methods like text messaging, email, cell phone, home phone, and more.
- ◆ Pick the types of weather alerts you wish to receive, along with traffic and public safety alerts.
- ◆ REGISTER at fairfaxcounty.gov/alerts!

Emergency Preparedness

Fairfax County Emergency scenario #1

- ❑ CAT 2 hurricane (Cora) makes landfall in the NCR. The Storm causes power outages and cascading effects to critical infrastructure in the region, including communications, transportation, water/wastewater, and hospital systems.
- ❖ What would OEM do?
- ❖ What should OEM concerns be?
- ❖ How would OEM & DPSC coordinate this effort?

Emergency Preparedness

Fairfax County Emergency scenario #2

- ❑ Law Enforcement agencies in Washington, DC have confirmed an explosion has occurred on the National Mall in the vicinity of Constitution Ave. and 9th Street NW.
 - ❑ Orders have been given to shelter in place, however, many people in the vicinity and beyond have begun to self evacuate out of the area.
 - ❑ Reports of pedestrian foot traffic on roadways exiting the City have been confirmed.
 - ❑ The District of Columbia Dept. of Transportation in coordination with the responding law enforcement agencies are requesting implementation and execution of the Evacuation Plan for a walkout evacuation.
-
- ❖ What would OEM do?
 - ❖ What should OEM concerns be?
 - ❖ How would OEM & DPSC coordinate this effort?

Questions?

Fairfax County Office of Emergency Management

Contact Information

Fairfax County OEM

oem-outreach@fairfaxcounty.gov

571-350-1000